

UV Light Accelerated Weathering Tester

BGD 855 & 856 UV Light Accelerated Weathering Tester (hereinafter referred as BUW) adopts fluorescent UV lamp as the light source. Its inner temperature and humidity can be properly controlled to obtain the periodic condensation on the sample for fully evaluating the damaged factor caused by sunlight, moisture and temperature (materials aging phenomenon includes fading, gloss loss, intensity reduction, cracking, flaking, chalking, and oxidation).

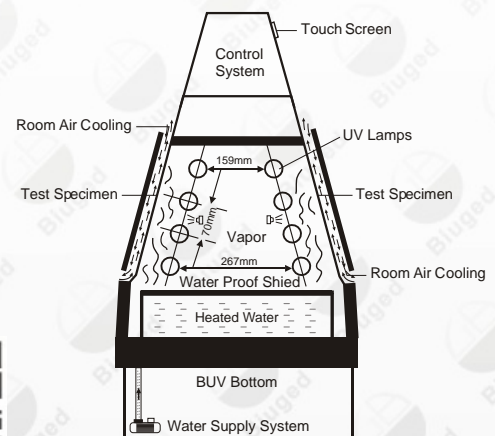
Fluorescent UV light can emulate the effect of sunshine, while condensation and water spray system can emulate the effects of rain and dew. During the test, radiation energy and temperature are controllable. A typical test cycle generally carries out under strong irradiation of UV light or in the dark and wet condensation period with 100% relative humidity. These tests generally applied in the fields of paint and coatings, automotive industry, plastic, wood, glue, etc.

Test Methods & Material Standards

- ◆ ISO 16474-1 Paints and varnishes — Methods of exposure to laboratory light sources — Part 1: General guidance
- ◆ ISO 16474-3 Paints and varnishes — Methods of exposure to laboratory light sources — Part 3: Fluorescent UV lamps
- ◆ ISO 4892-1 Plastics-Methods of exposure to laboratory light sources-Part 1: General Guidance
- ◆ ISO 4892-3 Methods of exposure to laboratory light sources-Part 3: Fluorescent UV lamps
- ◆ ASTM D4587 Standard Practice for Fluorescent UV-Condensation Exposures of Paint and Related Coatings
- ◆ ASTM D4329 Standard Practice S for Fluorescent UV Exposure of Plastic
- ◆ ASTM G-151 Standard Practice for Exposing Nonmetallic Materials in Accelerated Test Devices that use laboratory light sources
- ◆ ASTM G-154 Standard Practice for Operating Fluorescent Light Apparatus for UV Exposure of Non-Metallic Materials
- ◆ BS 2782: Part5, Method 540B (Methods of Exposure to Lab Light Sources)
- ◆ SAE J2020 Accelerated Exposure of Automotive Exterior Malts Using a Fluorescent UV/Condensation Apparatus
- ◆ JIS D0205 Test Method of Weather-ability for Automotive Parts



Scan for video



BUW Test principle

Main Technical Parameters:

- ★ Light Source: UV-A (wave length 340 nm) or UV-B (wave length 313 nm) ; 40W × 8 pcs (The normal use-life is 6,000 hours)
- ★ The range of Irradiance: 0.3W/m² ~ 1.55 W/m²
- ★ Temperature Range: Black Panel Temperature (BPT) : RT+10°C ~ 80°C
- ★ Interior of cabinet: Stainless steel –SUS 304 material
- ★ Exterior of cabinet: Powder coating on SUS 304
- ★ Insulating Area: 5,175cm²/828in²
- ★ Sample Capacity: 48 pieces of standard specimen (70mm × 150mm standard samples) or 15 pieces of 100mm × 300mm
- ★ Adjustable range for water supply: 0–4LPM
- ★ Water Consumption: 7L/day (for condensation) ; 3L/minute (for spray)
- ★ Overall Size: 1,360mm × 560mm × 1,290mm (L × W × H)
- ★ Net weight: 161KG Total Max. Power: 2kW
- ★ Power: 220V/50HZ (60 HZ is custom) , 10A (Max Electric Current)

Feature

◆ **Original UVA or UVB lamps from America or Germany, ensure the comparability of testing results.**


All UV machines use fluorescent UV lamps produced by America or Germany as testing light source, comparing with other type lamps (including Xenon Lamps), UV lamps are more stable. Its spectrum power distribution won't change as the lamps weathering, even to 6,000 hours. Thus more repeatable testing results can be achieved easily, and decrease changing lamps times and reduce the running cost.

Furthermore, these lamps from America or Germany are produced on the base of more than 40 years' experience and fluorescent technology. It is designed specially and tested with most serious quality control technology. It is designed specially and tested with most serious quality control.

◆ **With Original Intellectual Property Rights and Initiated in China, our ballast can extend the lamp life to 6,000 hours, save use-cost greatly for users.**



Original UV lamps from America



Four sensors monitor UV irradiance

◆ **Irradiance can be controlled automatically (with the closed-loop system, the value of irradiance is more precise and steady. Only for BGD 856)**

The superiority of BGD 856 UV Light Accelerated Aging Test Chamber is that it can be controlled and adjusted automatically during testing process. As it is well known, the energy in testing process is the main factor in polymer materials aging. In order to ensure reproducibility and comparability of testing results, the UV energy is a very important technical indicator. We adopt the principles which similar with Sun-eye automatically monitor the testing process throughout the energy value, when the lamp energy is less than the expected value, the system can automatically monitor the difference and automatically replenish energy immediately.

◆ **Irradiance can be calibrated automatically (only for BGD 856)**

Like all fluorescent lamps, UV lamps experience gradual energy decay over time. The UV control system compensates for this reduction by progressively increasing lamp power output. However, as lamp usage accumulates, the energy output

continues to diminish. When operating at relatively high setpoints, the UV system may eventually become unable to maintain target irradiance levels, triggering a "High Irradiance Error" fault and automatic shutdown. At this stage, user intervention with the UV Irradiance Calibrator becomes necessary.

The UV system utilizes our proprietary irradiance calibration technology; notably, a single calibrator can service multiple UV units. This specialized device measures fluorescent UV lamps with dual functionality - capable of calibrating both UVA-340 and UVB-313 lamp types.

Calibration System Components (as illustrated) consists of an irradiance meter (display/control unit) and an irradiance sensor (measurement probe). A typical calibration procedure as below:

- ① During normal UV operation, insert the calibration probe into the designated calibration port
- ② Press the corresponding channel button on the calibrator interface.
- ③ The system automatically completes calibration without requiring manual calculations.



Multifunctional Irradiance Radiometer



UV Calibration Windows

The sensor of BGD 8118/S Multifunctional Irradiance Radiometer is very sensitive to ultraviolet rays, but don't have any action to visible light, and just have a little response for infrared light even can be ignored. So other rays can't bring any influence for this radiometer.

◆ Water Spray and Condensation function

Water spray

For some applications, the water spray can simulate end-use environmental conditions better. Water spray can effectively simulate heat shock or mechanical erosion caused by dramatic temperature changes or rain. In some practical application conditions, such as a sudden brush in a sunshine day, can bring heat shock because the temperature of the material changes drastically. This heat shock severely tests the properties of many materials. UV water spray can simulate this heat shock and / or stress corrosion.

UV spray system design with 12 nozzles, each side has 6 pieces in the test chamber. Spray system can run a few minutes and then shut down. This transitory water spray can cool the samples quickly, creating heat shock conditions.

Condensation

In many outdoor environments, materials are placed in wet condition for over 12 hours each day. Studies have shown that the main factor of this wet condition outdoor is caused by dew, not rain. UV simulates the outdoor moisture erosion through the unique condensation capabilities. In the condensation cycle during the test, water on the bottom of the chamber is heated to obtain superheated steam filling the test chamber. Hot steam makes the chamber maintain 100% relative humidity, and maintain a relatively high temperature. Sample was fixed on the wall of test chamber. Thus the sample surface is exposed to the ambient air of test chamber. The other side of the sample is exposed to the natural environment which has a cooling effect, bringing internal and external surfaces of the sample with temperature difference, and the temperature difference leads to the test surfaces always have drips caused by condensation process.

◆ **Control the temperature automatically with high precision Pt 100 temperature sensor of black Panel.**

In each cycle, the temperature can be controlled at a set value. At the same time, the black panel thermometer can monitor the temperature. Temperature increase can accelerate the aging process, and the temperature control for reproducibility of the test is also very important.

BST (Black panel thermometer) consists of a PT100 sensor and a metal panel painted by black coating, and be exposed to the same condition as test panels. It's used to monitor exposure test panels surface temperature during test. BST can be set any value according to different requirements and also be controlled automatically during the whole test. It also can be calibrated periodically.



BUV Set Test Program Windows



BUV Set Test Parameter Windows

◆ **Confirms to many test standards. Operator can set different program freely.**

According to different standards or test methods, operator can edit different test programs. For each program, it can be set as 10 segments, and each segment can set different work conditions (four types: Irradiation, water spray, condensation and finish) as well as relevant test parameters.

BUV can permit operator to edit six test programs at most and save it permanently. Generally speaking, if the operator has set and saved one program in the BUV, for next test, if he still use this same program, just choose this program and run BUV directly, no need to set again.

◆ **Controlled by touch screen with friendly windows, user can check any parameter during test**

BUV all controlling and showings are finished by a high definition colorful touch screen. Menu operation interface is very convenient for operator to use and maintain BUV. During the working, all parameters are show on the touch screen.

◆ **Real-time collect and store data, all testing data can be converted EXCEL format automatically and be saved.**

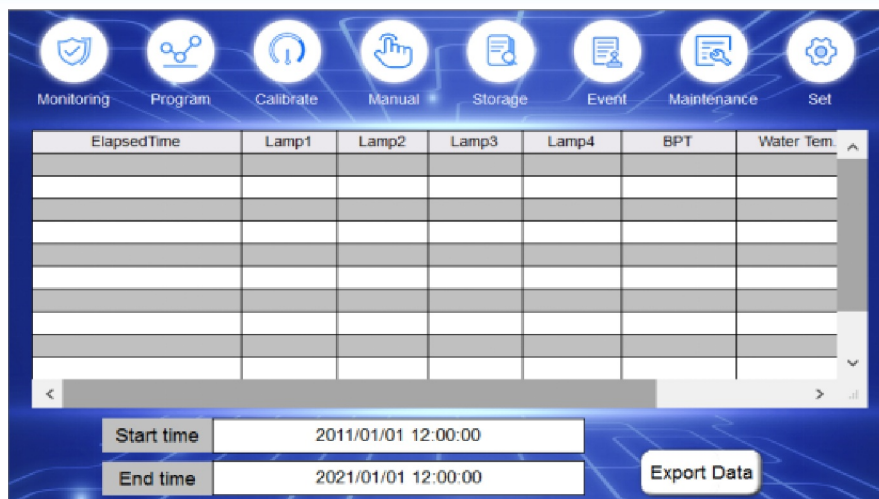
There is a USB interface at the BUV back, through this interface, operator can export all running parameters at any period by a U disk. It's convenient for operator to search and do statistics for BUV, and achieve the real unattended running.

◆ **Come with TCP/IP Ethernet interface, the user can tele-control BUV through TCP/IP internet.**

With this interface, operator only need to set reasonable IP address, then can monitor BUV working status at any place. Even operator is not in his laboratory, he still can run and maintain BUV. Moreover, this function is also convenient for Biuged to help our customers to solve all problems and do some necessary after service. Settle completely user's troubles back at home.

◆ **Come with a booster pump, even the user's external water pressure is not enough, BUV still can work normally with this booster pump.**

◆ **Alarm and protection functions: Water shortage, over-temperature of black panel, large deviation of irradiance between setting value with showing value.**



BUV Import Data Windows

MCGS_Time	Sensor 1#	Sensor 2#	Sensor 3#	Sensor 4#	Blackboard Tem.	Water Tem.
2011-7-8 12:04	0.77	0.77	0.77	0.77	59.9	32.4
2011-7-8 12:05	0.77	0.77	0.77	0.77	59.9	32.4
2011-7-8 12:05	0.77	0.77	0.77	0.77	59.9	32.4
2011-7-8 12:05	0.77	0.77	0.77	0.77	59.9	32.4
2011-7-8 12:05	0.77	0.77	0.77	0.77	59.9	32.4
2011-7-8 12:05	0.77	0.77	0.77	0.77	59.9	32.4
2011-7-8 12:06	0.77	0.77	0.77	0.77	59.9	32.4

Format of Import Data

◆ **Ordering Information:**

- _____ BGD 855---UV Light Accelerated Weathering Tester (Basic)
- _____ BGD 856---UV Light Accelerated Weathering Tester (Standard)
- _____ BGD 856/W-007---UVA-340 Lamps (40W/340nm)
- _____ BGD 856/W-068---UVA-351 Lamps (40W/351nm)
- _____ BGD 856/W-070---UVA-340+ Lamps (40W/340nm, suitable for higher irradiance)
- _____ BGD 856/W-071---UVB-313EL+ Lamps (40W/313nm, suitable for higher irradiance)
- _____ BGD 856/W-077---UVB-313 Lamps (40W/313nm)
- _____ BGD 8118/S---Multifunctional Irradiance Radiometer (UVA&UVB)
- _____ BGD 145---Multifunctional Irradiance Radiometer Body
- _____ BGD 8139----- Calibration Probe for UVA&UVB lamps
- _____ (BGD 8118/S = BGD 145 + BGD 8139)



BGD 8118/S

All UV Lamps and its relevant settable range of irradiance

W/m²

Lamps Type→	UVA-340	UVA-340+	UVA-351	UVB-313EL	UVB-313EL+	Expected lifetime of lamps
Range of low irradiance	0.40 ~ 0.59	0.60 ~ 0.74	0.35 ~ 0.59	0.40 ~ 0.47	0.40 ~ 0.47	Approx. 1000h
Range of high irradiance	0.91 ~ 1.25	0.96 ~ 1.85	0.81 ~ 1.25	0.63 ~ 0.95	0.96 ~ 1.85	Approx. 1000h
Best Range of irradiance	0.60 ~ 0.90	0.75 ~ 0.95	0.60 ~ 0.80	0.48 ~ 0.62	0.48 ~ 0.95	Approx. 6000h

Note: Manufacturer's warranty and liability provisions do not cover irradiance settings exceeding the maximum rated capacity of the lamp.